

Job Name: _____

System Reference: _____ Date: _____



Outdoor Unit: MXZ-3C24NAHZ

ACCESSORIES

- 3/8" x 1/2" Port Adapter (MAC-A454JP-E)
- 1/2" x 3/8" Port Adapter (MAC-A455JP-E)
- 1/2" x 5/8" Port Adapter (MAC-A456JP-E)
- M-NET Adapter (PAC-IF01MNT-E)
- Airflow Guide (PAC-SH96SG-E)

(For data on specific indoor units, see the MXZ-C Technical and Service Manual.)

Specifications			Model Name
Unit Type			MXZ-3C24NAHZ
Cooling* (Non-ducted / Ducted)	Rated Capacity	Btu/h	22,000 / 23,600
	Capacity Range	Btu/h	6,000 - 23,600
	Rated Total Input	W	1,630 / 2,360
Heating at 47°F* (Non-ducted / Ducted)	Rated Capacity	Btu/h	25,000 / 24,600
	Capacity Range	Btu/h	7,200 - 30,600
	Rated Total Input	W	1,725 / 1,871
Heating at 17°F* (Non-ducted/Ducted)	Rated Capacity	Btu/h	14,000 / 14,000
	Maximum Capacity	Btu/h	25,000 / 24,600
	Rated Total Input	W	1,622 / 1,635
Heating at 5°F*	Maximum Capacity	Btu/h	25,000
Energy Star® (ENERGY STAR products are third-party certified by an EPA-recognized Certification Body.)			Yes
Electrical Requirements	Power Supply	Voltage, Phase, Hertz	208 / 230V, 1-Phase, 60 Hz
	Recommended Fuse/Breaker Size	A	40
	MCA	A	29.9
Voltage	Indoor - Outdoor S1-S2	V	AC 208 / 230
	Indoor - Outdoor S2-S3	V	DC ±24
Compressor			DC INVERTER-driven Twin Rotary
Fan Motor (ECM)		F.L.A.	1.9
Sound Pressure Level (Non-ducted/Ducted)	Cooling		54
	Heating		58
External Dimensions (H x W x D)		In / mm	41-9/32 x 37-13/32 x 13 1048 x 950 x 330
Net Weight		Lbs / kg	189 / 86
External Finish			Munsell No. 3Y 7.8/11
Refrigerant Pipe Size O.D. — Eight Ports	Liquid (High Pressure)	In / mm	1/4 / 6.35
	Gas (Low Pressure)		A:1/2 / 12.7 ; B,C: 3/8 / 9.52
Max. Refrigerant Line Length		Ft / m	230 / 70
Max. Piping Length for Each Indoor Unit		Ft / m	82 / 25
Max. Refrigerant Pipe Height Difference	If IDU is Above ODU	Ft / m	49 / 15
	If IDU is Below ODU	Ft / m	49 / 15
Connection Method			Flared/Flared
Refrigerant			R410A

* Rating Conditions per AHRI Standard:

Cooling | Indoor: 80° F (27° C) DB / 67° F (19° C) WB
Cooling | Outdoor: 95° F (35° C) DB / W.B. 23.9° C (75° F)

Heating at 47°F | Indoor: 70° F (21° C) DB / 60° F (16° C) WB
Heating at 47°F | Outdoor: 47° F (8° C) DB / 43° F (6° C) WB

Heating at 17° F | Indoor: 70° F (21° C) DB
Heating at 17° F | Outdoor: 17° F (-8° C) DB / 15° F (-9° C) WB

SPECIFICATIONS: MXZ-3C24NAHZ

OPERATING RANGE:

	Outdoor
Cooling	D.B. 14 to 115° F [D.B. -10 to 46° C]*1
Heating	W.B. -13 to 65° F [W.B. -25 to 18° C]

*1. D.B. 5 to 115° F [D.B. -15 to 46° C], when an optional Air Outlet Guide is installed.

ENERGY EFFICIENCIES:

Indoor Unit Type	SEER	EER	HSPF	COP @ 47°F	COP @ 17°F
Non-ducted (06 + 06 + 09)	19.0	13.5	10.0	4.25	2.53
Ducted and Non-ducted	17.3	11.75	9.5	4.03	2.52
Ducted (09 + 09 + 09)	15.5	10.0	9.0	3.80	2.51

NOTES:

- Minimum of two Indoor Units must be connected to the MXZ-3C24NAHZ.
- Minimum installed capacity cannot be less than 12,000 Btu/h.
- Total connected capacity must not exceed 130% of outdoor unit capacity.
- System can operate with only one Indoor Unit turned on.
- Information provided at 208/230V.
- For Reference:
 - MXZ-C Technical & Service Manual for detailed specifications and additional information per Indoor Unit Combination.
 - MXZ Series Multi-Zone Indoor/Outdoor Combination Table for allowed unit combinations.

MVZ CONNECTION RULES:

- Only 1 MVZ may be used on any system.
- When an MVZ is connected, total connected capacity must be 100% or less.
- When an MVZ is connected, no P-Series indoor units can be used (PCA, PLA, or PEAD).

Notes:

MXZ-3C24NAHZ OPERATIONAL PERFORMANCE

DUCTED:

Operational Performance for Indoor Unit Combinations (Unit A + Unit B + Unit C)	Cooling Capacity Range (Btu/h)			Power Usage Range (W)	Current (208/230V)
	Heating Capacity Range (Btu/h)				
	Unit A	Unit B	Unit C		
9	9000	0	0	TBD	
	10900	0	0		
12	12000	0	0		
	13600	0	0		
15	15000	0	0		
	18000	0	0		
18	17200	0	0		
	21600	0	0		
9 + 9	9000	9000	0		
	10900	10900	0		
9 + 12	9000	12000	0		
	9343	12457	0		
9 + 15	8175	13625	0		
	8175	13625	0		
9 + 18	7267	14533	0		
	7267	14533	0		
12 + 12	10900	10900	0		
	10900	10900	0		
12 + 15	9689	12111	0		
	9689	12111	0		
9 + 9 + 9	7867	7867	7867		
	8200	8200	8200		

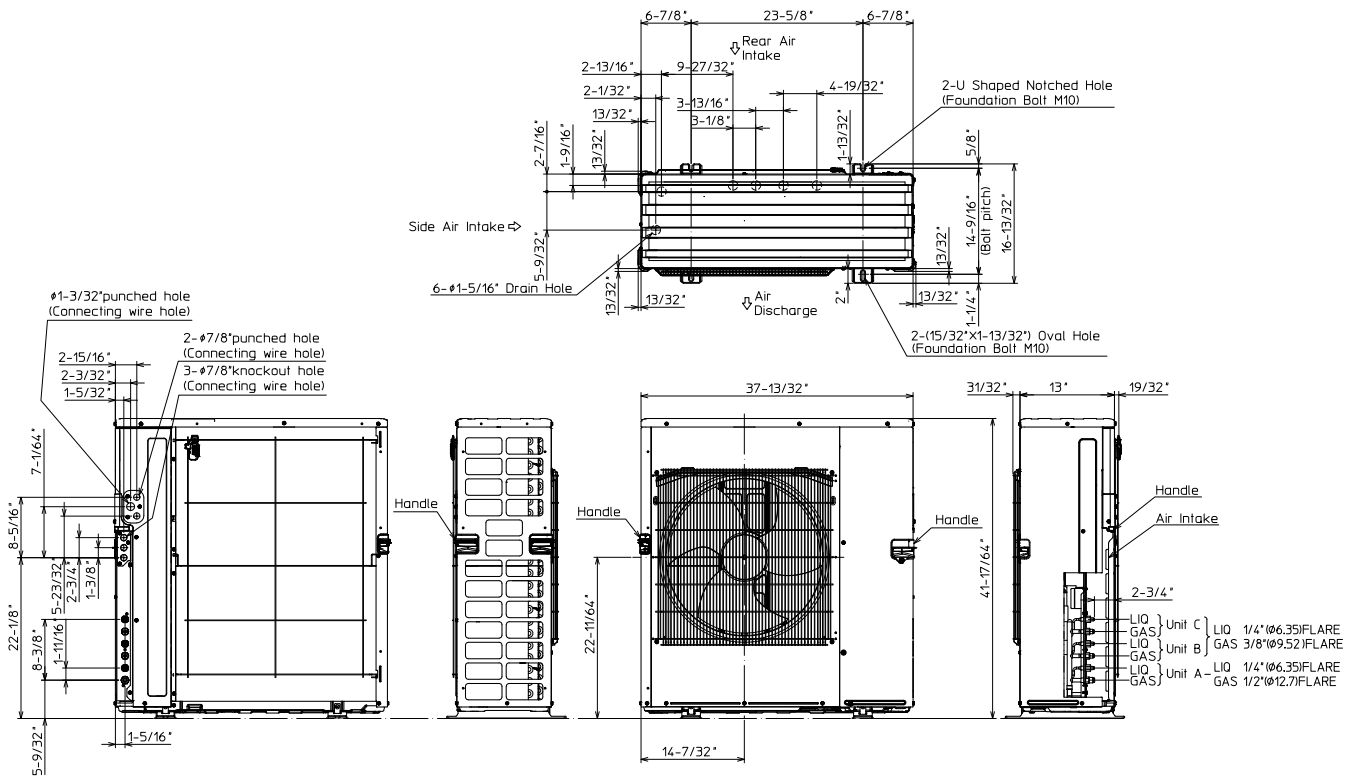
MXZ-3C24NAHZ OPERATIONAL PERFORMANCE, contd.

NON-DUCTED:

Operational Performance for Indoor Unit Combinations (Unit A + Unit B + Unit C)	Cooling Capacity Range (Btu/h)			Power Usage Range (W)	Current (208/230V)
	Heating Capacity Range (Btu/h)				
	Unit A	Unit B	Unit C		
6	6000	0	0	TBD	
	7400	0	0		
9	9000	0	0		
	11000	0	0		
12	12000	0	0		
	14400	0	0		
15	14000	0	0		
	18000	0	0		
18	17200	0	0		
	21600	0	0		
6 + 6	6000	6000	0		
	7400	7400	0		
6 + 9	6000	9000	0		
	7360	11040	0		
6 + 12	6000	12000	0		
	7333	14667	0		
6 + 15	5714	14286	0		
	6286	15714	0		
6 + 18	5450	16350	0		
	5500	16500	0		
9 + 9	9000	9000	0		
	11000	11000	0		
9 + 12	8571	11429	0		
	9429	12571	0		
9 + 15	8175	13625	0		
	8250	13750	0		
9 + 18	7267	14533	0		
	7333	14667	0		
12 + 12	10900	10900	0		
	11000	11000	0		
12 + 15	9689	12111	0		
	9778	12222	0		
6 + 6 + 6	6000	6000	6000		
	7400	7400	7400		
6 + 6 + 9	6000	6000	9000		
	7086	7086	10629		
6 + 6 + 12	5500	5500	11000		
	6250	6250	12500		
6 + 6 + 15	5333	5333	13333		
	5556	5556	13889		
6 + 9 + 9	5500	8250	8250		
	6250	9375	9375		
6 + 9 + 12	5333	8000	10667		
	5556	8333	11111		
9 + 9 + 9	8000	8000	8000		
	8333	8333	8333		

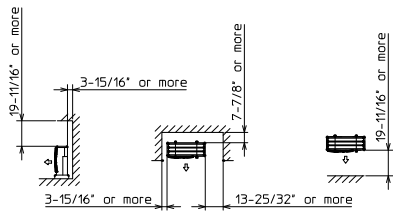
DIMENSIONS: MXZ-3C24NAHZ

Unit: inch (mm)

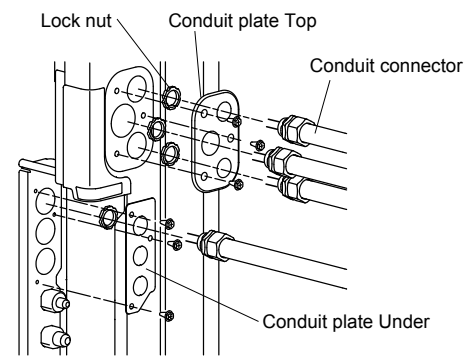
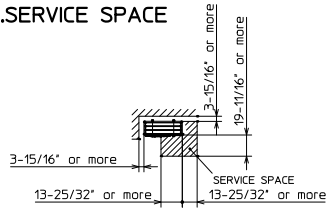


Unit C	LIO	1/4"Ø6.35IFLARE
Unit B	GAS	3/8"Ø9.52IFLARE
Unit A	LIO	1/4"Ø6.35IFLARE
Unit A	GAS	1/2"Ø12.7IFLARE

1.FREE SPACE



2.SERVICE SPACE



COOLING & HEATING

1340 Satellite Boulevard, Suwanee, GA 30024
Toll Free: 800-433-4822 www.mehvac.com

