

Job Name:	
System Reference:	Date:



Outdoor Unit: MXZ-2C20NAHZ

ACCESSORIES

- 3/8" x 1/2" Port Adapter
(MAC-A454JP; for use with 15,000 Btu/h Indoor units)
- M-NET Adapter (PAC-IF01MNT-E)
- Airflow Guide (PAC-SH96SG-E)

(For data on specific indoor units, see the MXZ-C Technical and Service Manual.)

Specifications			Model Name
Unit Type			MXZ-2C20NAHZ
Cooling* (Non-ducted / Ducted)	Rated Capacity	Btu/h	18,000 / 20,000
	Capacity Range	Btu/h	6,000 - 20,000
	Rated Total Input	W	1,334 / 1,819
Heating at 47°F* (Non-ducted / Ducted)	Rated Capacity	Btu/h	22,000 / 22,000
	Capacity Range	Btu/h	7,400 - 25,500
	Rated Total Input	W	1,612 / 1,748
Heating at 17°F* (Non-ducted/Ducted)	Rated Capacity	Btu/h	13,700 / 13,700
	Maximum Capacity	Btu/h	22,000 / 22,000
	Rated Total Input	W	1,450 / 1,588
Heating at 5°F*	Maximum Capacity	Btu/h	22,000
Energy Star® (ENERGY STAR products are third-party certified by an EPA-recognized Certification Body.)			Yes
Electrical Requirements	Power Supply	Voltage, Phase, Hertz	208 / 230V, 1-Phase, 60 Hz
	Recommended Fuse/Breaker Size	A	40
	MCA	A	28.9
Voltage	Indoor - Outdoor S1-S2	V	AC 208 / 230
	Indoor - Outdoor S2-S3	V	DC ±24
Compressor			DC INVERTER-driven Twin Rotary
Fan Motor (ECM)		F.L.A.	1.9
Sound Pressure Level	Cooling	dB(A)	54
	Heating		58
External Dimensions (H x W x D)		In / mm	41-9/32 x 37-13/32 x 13 1048 x 950 x 330
Net Weight		Lbs / kg	187 / 85
External Finish			Munsell No. 3Y 7.8/11
Refrigerant Pipe Size O.D. — Eight Ports	Liquid (High Pressure)	In / mm	1/4 / 6.35
	Gas (Low Pressure)		A,B: 3/8 / 9.52
Max. Refrigerant Line Length		Ft / m	164 / 50
Max. Piping Length for Each Indoor Unit		Ft / m	82 / 25
Max. Refrigerant Pipe Height Difference	If IDU is Above ODU	Ft / m	49 / 15
	If IDU is Below ODU		49 / 15
Connection Method			Flared/Flared
Refrigerant			R410A

* Rating Conditions per AHRI Standard:

Cooling | Indoor: 80° F (27° C) DB / 67° F (19° C) WB
Cooling | Outdoor: 95° F (35° C) DB / W.B. 23.9° C (75° F)

Heating at 47°F | Indoor: 70° F (21° C) DB / 60° F (16° C) WB
Heating at 47°F | Outdoor: 47° F (8° C) DB / 43° F (6° C) WB

Heating at 17° F | Indoor: 70° F (21° C) DB
Heating at 17° F | Outdoor: 17° F (-8° C) DB / 15° F (-9° C) WB

SPECIFICATIONS: MXZ-2C20NAHZ , contd.

OPERATING RANGE:

	Outdoor
Cooling	D.B. 14 to 115° F [D.B. -10 to 46° C]*1
Heating	W.B. -13 to 65° F [W.B. -25 to 18° C]

*1. D.B. 5 to 115° F [D.B. -15 to 46° C], when an optional Air Outlet Guide is installed.

ENERGY EFFICIENCIES:

Indoor Unit Type	SEER	EER	HSPF	COP @ 47°F	COP @ 17°F
Non-ducted (09 + 09)	17.0	13.5	9.8	4.00	2.77
Ducted and Non-ducted	16.00	12.25	9.65	3.85	2.65
Ducted (09 + 12)	15.0	11.0	9.5	3.69	2.53

NOTES:

- Minimum of two Indoor Units must be connected to the MXZ-2C20NAHZ.
- Minimum installed capacity cannot be less than 12,000 Btu/h.
- Total connected capacity must not exceed 130% of outdoor unit capacity.
- System can operate with only one Indoor Unit turned on.
- Information provided at 208/230V.
- For Reference:
 - MXZ-C Technical & Service Manual for detailed specifications and additional information per Indoor Unit Combination.
 - MXZ Series Multi-Zone Indoor/Outdoor Combination Table for allowed unit combinations.

MVZ CONNECTION RULES:

- Only 1 MVZ may be used on any system.
- When an MVZ is connected, total connected capacity must be 100% or less.
- When an MVZ is connected, no P-Series indoor units can be used (PCA, PLA, or PEAD).

Notes:

MXZ-2C20NAHZ OPERATIONAL PERFORMANCE

DUCTED:

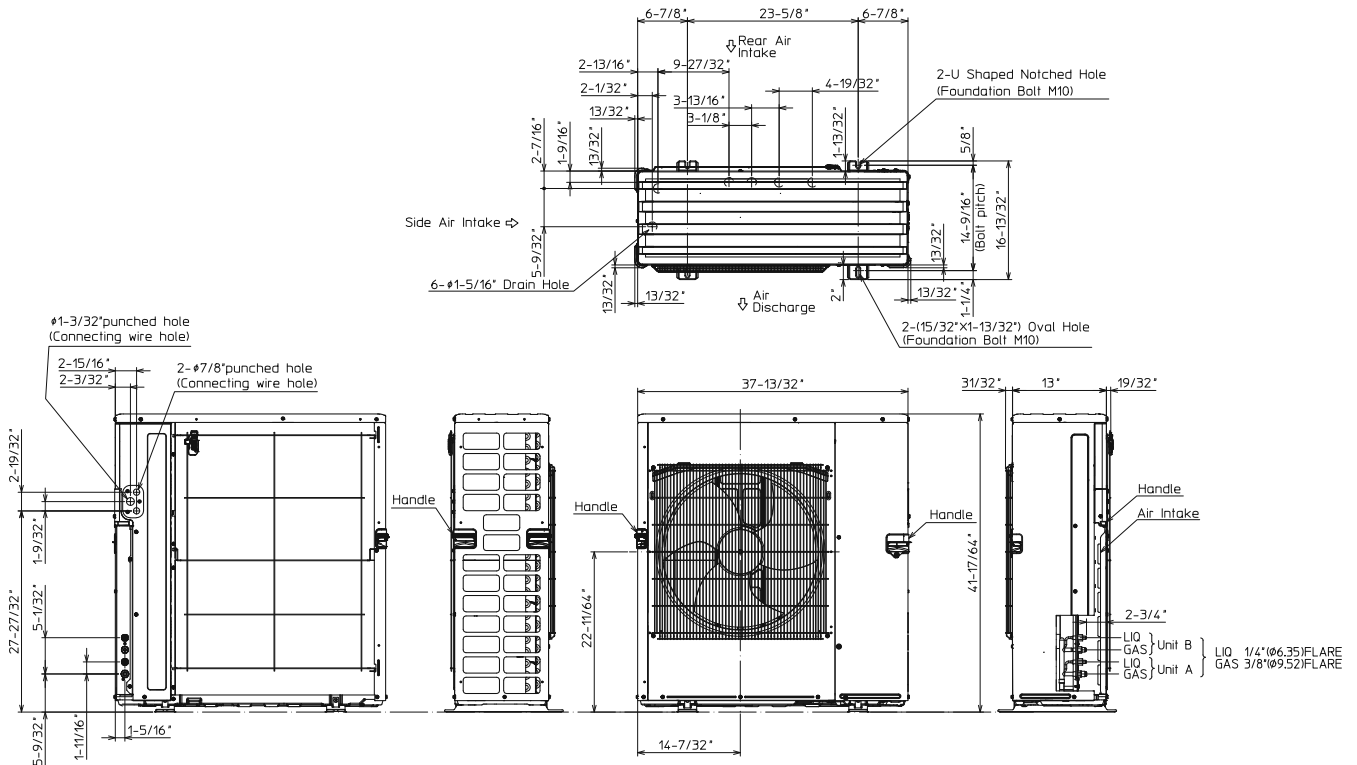
Operational Performance for Indoor Unit Combinations (Unit A + Unit B + Unit C)	Cooling Capacity Range (Btu/h)		Power Usage Range (W)	Current (208/230V)
	Heating Capacity Range (Btu/h)			
	Unit A	Unit B		
9	9000	0	TBD	
	10900	0		
12	12000	0		
	13600	0		
15	15000	0		
	18000	0		
9 + 9	9000	9000		
	10900	10900		
9 + 12	8571	11429		
	9429	12571		
9 + 15	7500	12500		
	8250	13750		
12 + 12	10000	10000		
	11000	11000		

NON-DUCTED:

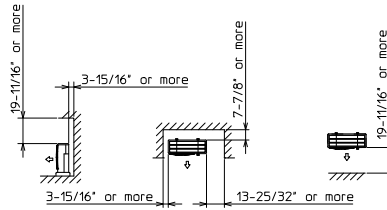
Operational Performance for Indoor Unit Combinations (Unit A + Unit B + Unit C)	Cooling Capacity Range (Btu/h)		Power Usage Range (W)	Current (208/230V)
	Heating Capacity Range (Btu/h)			
	Unit A	Unit B		
6	6000		TBD	
	7400			
9	9000			
	11000			
12	12000			
	14400			
15	14000			
	18000			
6 + 6	6000	6000		
	7400	7400		
6 + 9	6000	9000		
	7360	11040		
6 + 12	6000	12000		
	7333	14667		
6 + 15	5714	14286		
	6286	15714		
9 + 9	9000	9000		
	11000	11000		
9 + 12	8571	11429		
	9429	12571		
9 + 15	7500	12500		
	8250	13750		
12 + 12	10000	10000		
	11000	11000		

DIMENSIONS: MXZ-2C20NAHZ

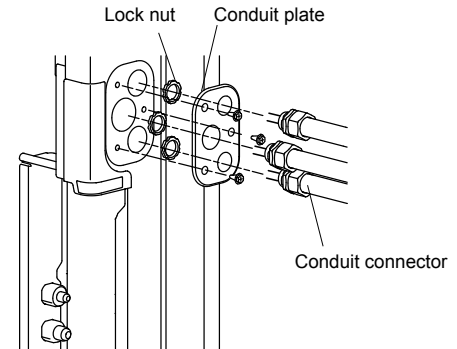
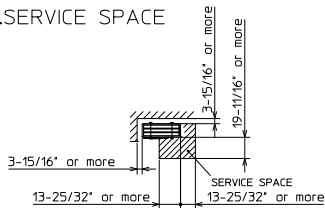
Unit: inch (mm)



1. FREE SPACE



2. SERVICE SPACE



COOLING & HEATING

1340 Satellite Boulevard, Suwanee, GA 30024
Toll Free: 800-433-4822 www.mehvac.com

