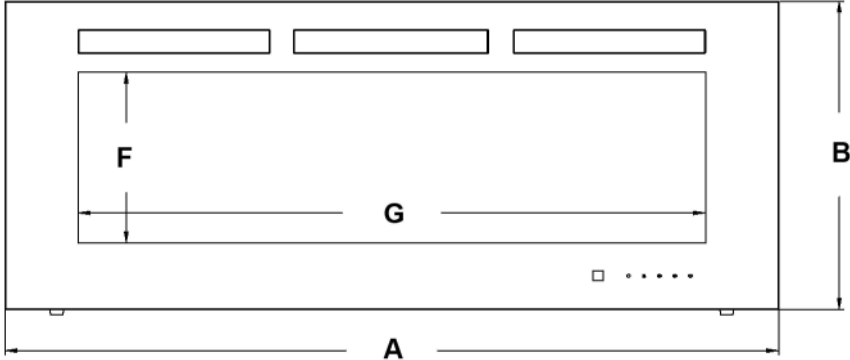


WALLMOUNT ELECTRIC FIREPLACE

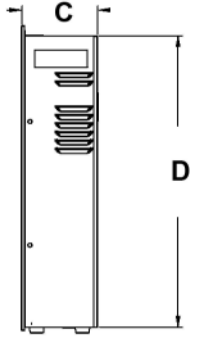
Model	BTU	Width	Height	Depth	Viewing Area
CEFL32FH-1	5,000	32	21 5/8	4 15/16	12 X 22 9/16
CEFL42FH-1		42			12 X 32 9/16
CEFL50FH-1		50			12 X 40 9/16
CEFL60FH-1		60			12 X 50 1/2
CEFL72FH-1		72			12 X 62 9/16
CEFL100FH-1		100			12 X 90 9/16

DIMENSIONS

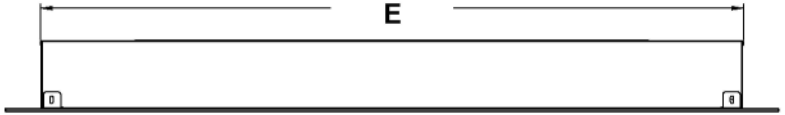
FRONT VIEW



SIDE VIEW



TOP VIEW



	A	B	C	D	E	F	G
CEFL32FH-1	32" (813mm)	21 5/8" (550mm)	4 15/16" (125mm)	20 1/2" (520mm)	27 5/16" (695mm)	12" (304mm)	22 9/16" (573mm)
CEFL42FH-1	42" (1067mm)				37 1/2" (951mm)		32 9/16" (827mm)
CEFL50FH-1	50" (1270mm)				45 7/16" (1154mm)		40 9/16" (1030mm)
CEFL60FH-1	60" (1524mm)				55 5/16" (1405mm)		50 1/2" (1284mm)
CEFL72FH-1	72" (1830mm)				67 3/8" (1711mm)		62 9/16" (1590mm)
CEFL100FH-1	100" (2540mm)				95 3/8" (2422mm)		90 9/16" (2300mm)

WALLMOUNT ELECTRIC FIREPLACE

MINIMUM CLEARANCE TO COMBUSTIBLES

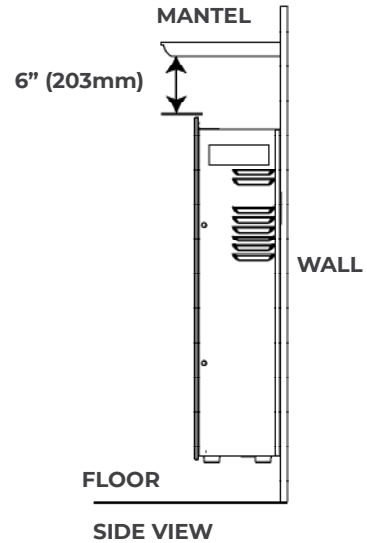
Measurements are taken from the glass front	
Bottom	0"
Sides	0"
Back	0"
Top	8" (20.3cm) to ceiling / mantel

Measurements are taken from the body	
Sides, back, and top	0"

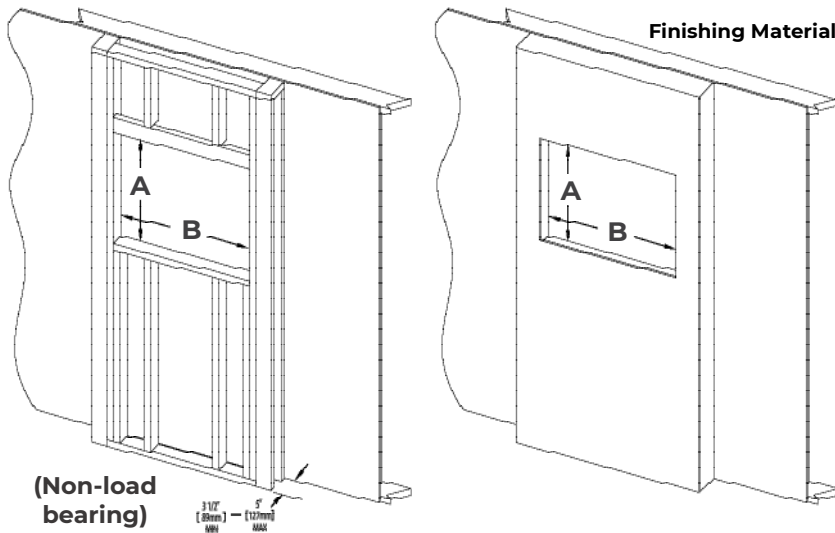
MINIMUM MANTEL CLEARANCES

! WARNING

- When using paint or lacquer to finish a mantel, the paint or lacquer must be heat resistant to prevent discoloration.



FRAMING

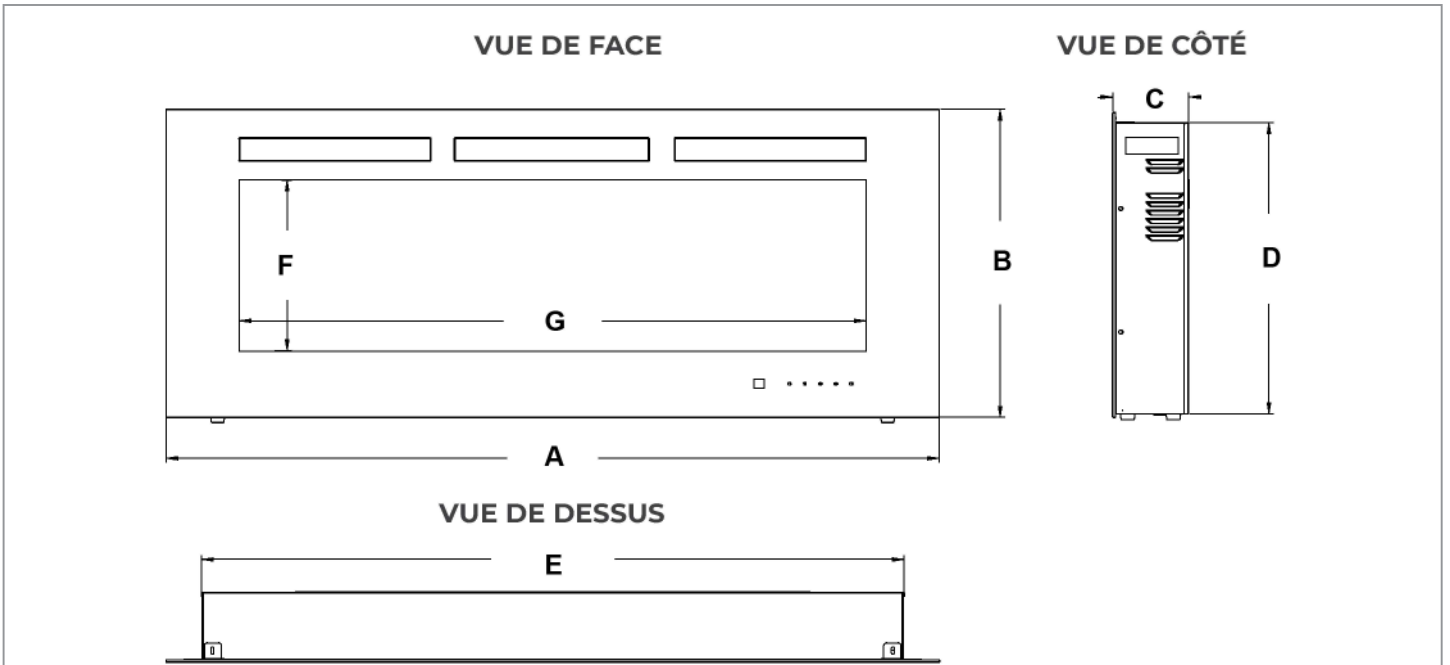


MODEL NO.	A	B
CEFL32FH-1	21" (53.5cm)	27 13/16" (70.7cm)
CEFL42FH-1		38" (96.5cm)
CEFL50FH-1		45 15/16" (116.6cm)
CEFL60FH-1		55 13/16" (141.8cm)
CEFL72FH-1		67 7/8" (172.5cm)
CEFL100FH-1		95 7/8" (243.5cm)

APPAREIL ÉLECTRIQUE MURAUX

Modèle	BTU	Largeur	Hauteur	Profondeur	Dimensions de Vision
CEFL32FH-1	5,000	32	21 5/8	4 15/16	12 X 22 9/16
CEFL42FH-1		42			12 X 32 9/16
CEFL50FH-1		50			12 X 40 9/16
CEFL60FH-1		60			12 X 50 1/2
CEFL72FH-1		72			12 X 62 9/16
CEFL100FH-1		100			12 X 90 9/16

DIMENSIONS



	A	B	C	D	E	F	G
CEFL32FH-1	32" (813mm)	21 5/8" (550mm)	4 15/16" (125mm)	20 1/2" (520mm)	27 5/16" (695mm)	12" (304mm)	22 9/16" (573mm)
CEFL42FH-1	42" (1067mm)				37 1/2" (951mm)		32 9/16" (827mm)
CEFL50FH-1	50" (1270mm)				45 7/16" (1154mm)		40 9/16" (1030mm)
CEFL60FH-1	60" (1524mm)				55 5/16" (1405mm)		50 1/2" (1284mm)
CEFL72FH-1	72" (1830mm)				67 3/8" (1711mm)		62 9/16" (1590mm)
CEFL100FH-1	100" (2540mm)				95 3/8" (2422mm)		90 9/16" (2300mm)

APPAREIL ÉLECTRIQUE MURAUX

DÉGAGEMENTS MINIMAUX AUX COMBUSTIBLES

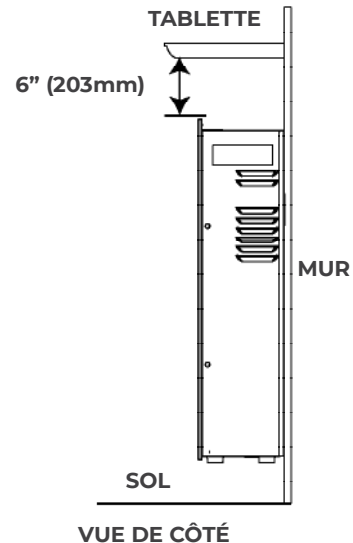
Les mesures sont prises à partir de la façade vitrée	
Bas	0"
Côtés	0"
Arrière	0"
Dessus	8" (20,3cm) au plafond / à la tablette

Les mesures sont prises du corps	
Côtés, arrière, et dessus	0"

DÉGAGEMENTS MINIMAUX DE LA TABLETTE

! AVERTISSEMENT

- Lors de l'utilisation de la peinture ou laque pour la finition de la tablette, la peinture ou laque doivent être résistants à la chaleur pour empêcher la décoloration.



OSSATURE

Matériel de Finition

No. de Modèle	A	B
CEFL32FH-1	21" (53,5cm)	27 13/16" (70,7cm)
CEFL42FH-1		38" (96,5cm)
CEFL50FH-1		45 15/16" (116,6cm)
CEFL60FH-1		55 13/16" (141,8cm)
CEFL72FH-1		67 7/8" (172,5cm)
CEFL100FH-1		95 7/8" (243,5cm)