




When a full system replacement is not a chosen option, a partial Daikin *Fit* AC system is now a possibility. Also, the D24V Gateway offers a great comfort upgrade solution for homes with only heating/furnaces.

The Daikin D24V Gateway allows you to connect to any non-communicating gas furnace when a communicating indoor unit is not a chosen option when installing with the Daikin *Fit* condenser and coil. The D24V Gateway is compatible with the following:



FIT



Compatible with all Non-Communicating Gas Furnaces (Any Manufacturer)!

- » Daikin *Fit* AC ODU
- » CAPEA/CAPE/CHPE EEV Coil
- » Daikin *One+* Smart Thermostat
- » Daikin *One* ecosystem line of IAQ solutions compatible (see below)



DAIKIN *ONE+* SMART THERMOSTAT



DAIKIN *ONE* HOME AIR MONITOR




DAIKIN *ONE* POWERED VENTILATOR



DAIKIN *ONE* AIR CLEANER

Required Components



Fit Air Conditioner	
Tonnage	Model
1.5	DX17VSS181AA
2.0	DX17VSS241AA
2.5	DX17VSS301AA
3.0	DX17VSS361AA
3.5	DX17VSS421AA
4.0	DX17VSS481AA
5.0	DX17VSS601AA

EVV A-Coil	
Vertical	Horizontal
CAPEA1818*4*	CHPE2430B4*
CAPEA2422*4*	CHPE3636B4*
CAPEA3026*4*	CHPE3642C4*
CAPE4860*4*	CHPE3743C4*
CAPE4961*4*	CHPE3743D4*
	CHPE4860D4*

Daikin One+ smart thermostat
DTST-CWBSA-NI-A

D24V Gateway
DTA119A71

Enjoy the fantastic features of Daikin *Fit* inverter side discharge unitary outdoor unit! As low as 56dBA sound, compact footprint, lightweight, Daikin Swing compressor, Blue Fin corrosion coating and multiple mounting options (wall, 4" from wall, patio, balcony, stackable). Learn more at www.daikincomfort.com/go/daikinfit/.

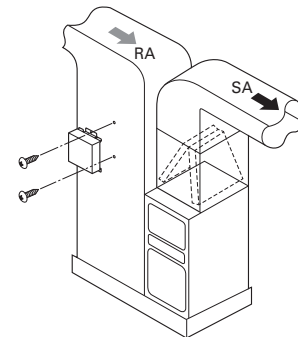
Required Beginning Serial Numbers

Air Conditioner	
Model	Beginning Serial Number
DX17VSS181AA	E001574
DX17VSS241AA	E004810
DX17VSS301AA	E004689
DX17VSS361AA	E005189
DX17VSS421AA	E002462
DX17VSS481AA	E003161
DX17VSS601AA	E002593

Quick Mount

Mount the D24V Gateway adaptor (DTA119A71) on a place which has sufficient strength and stability. To avoid damage to the DTA119A71, DO NOT mount the adaptor to any:

- » Supply duct.
- » In a place that has risk of vibration or water droplets.
- » Directly to any air handler, furnace, hot water coil or evaporator coil in the area.



Dehumidification

Field selectable dehumidification settings to accommodated homeowner preferences

- » It is recommended to use setting "B" as a starting point and adjust as applicable for region or customer preference. Refer to page 12 of the installation manual.

Compatible only with the following items: Daikin *Fit* AC, CAPE, CHPE or CAPEA cased coils and Daikin *One+* thermostats.

To learn more, visit www.daikinac.com and/or www.daikincity.com today!

